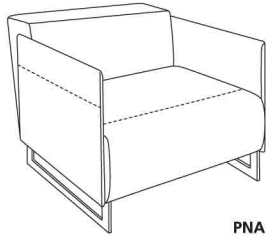
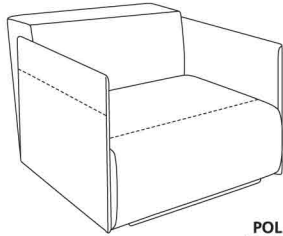


dolly



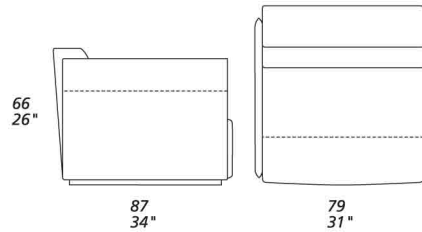
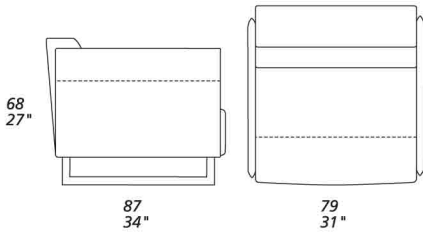
PNA



POL
(swivel)

PNA

POL
(swivel)



NOTES

- Dimensions: the first figure shows sizes in centimeters, the second in inches.
- Swivel base in painted black metal.
- Please check accessories price list for legs finish.

NOTE

- *Dimensioni: la prima cifra indica i centimetri, la seconda cifra indica i pollici.*
- *Base girevole in metallo verniciato nero.*
- *Disponibile su richiesta piedi cromato nero con supplemento.*

STANDARD FEATURES

- Hard wood frame, seat suspensions in reinforced elastic webbing.
- Seat depth 56 cm - 22".
- Seat height PNA 40 cm - 16".
- Seat height POL 38 cm - 15".
- Seat cushion and frame in polyurethane.
- Chrome or painted legs, height 11 cm - 4".
- Stitching CUC 500.

CARATTERISTICHE STANDARD

- *Struttura in legno e multistrato, molleggio seduta con cinghie elastiche.*
- *Profondità seduta 56 cm.*
- *Altezza seduta PNA 40 cm.*
- *Altezza seduta POL 38 cm.*
- *Imbottitura seduta e scocca in poliuretano.*
- *Piedi in metallo cromato o verniciato, altezza 11 cm.*
- *Cucitura CUC 500.*