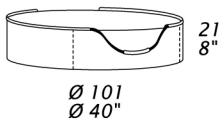




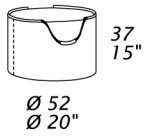
COFFEE TABLES

Scheda tecnica – Technical sheet

T08



T09



CARATTERISTICHE STANDARD

- Struttura in legno rivestita in poliuretano.
- Ripiano in acciaio.

STANDARD FEATURES

- Hard wood frame covered with polyurethane.
- Stainless steel top.

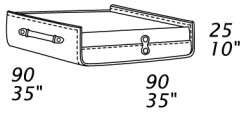
NOTE

- Disponibile ripiano in vetro fumè.

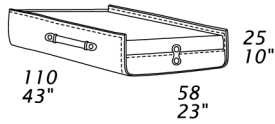
NOTES

- Available smoked glass top.

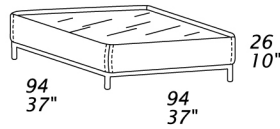
T10



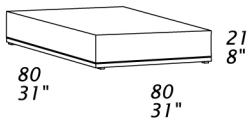
T11



T13



T12



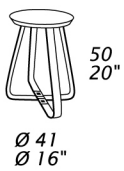
CARATTERISTICHE STANDARD

- Struttura in legno rivestita in poliuretano.
- Ripiano in acciaio.

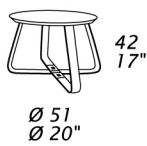
STANDARD FEATURES

- Hard wood frame covered with polyurethane.
- Stainless steel top.

T04



T05



CARATTERISTICHE STANDARD

- Base in metallo cromato, verniciato o rivestito in pelle (a scelta).
- Fibbia in metallo cromato o rivestita in pelle.
- Ripiano in acciaio.

STANDARD FEATURES

- Base in chrome or painted metal or covered with leather.
- Chrome or leather buckle.
- Stainless steel top.

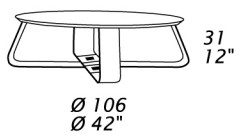
NOTE

- Disponibile ripiano in vetro fumè.

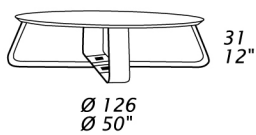
NOTES

- Available smoked glass top.

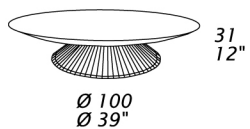
T06



T07



T14



CARATTERISTICHE STANDARD

- Base nera o verniciata a scelta.
- Ripiano in acciaio.

STANDARD FEATURES

- Black or painted base.
- Stainless steel top.

NOTE

- Disponibile base cromata.
- Disponibile ripiano in vetro fumè.

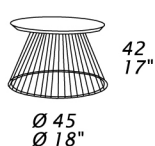
NOTES

- Available chrome base.
- Available smoked glass top.

T15

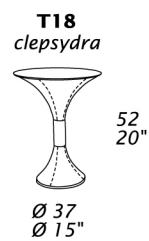
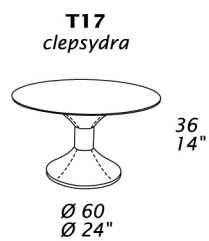


T16





Scheda tecnica – Technical sheet



CARATTERISTICHE STANDARD

- Struttura in poliuretano rivestita in pelle.
- Inserti in metallo cromato o verniciato a scelta.
- Ripiano in acciaio.

STANDARD FEATURES

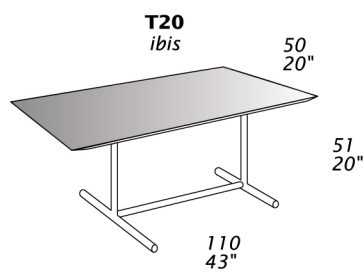
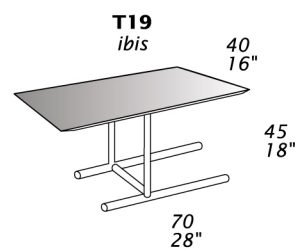
- Polyurethane resin frame covered with leather.
- Chrome or painted metal insert.
- Stainless steel top.

NOTE

- Disponibile ripiano in vetro fumè.

NOTES

- Available smoked glass top.



CARATTERISTICHE STANDARD

- Base verniciata.
- Ripiano in acciaio.

STANDARD FEATURES

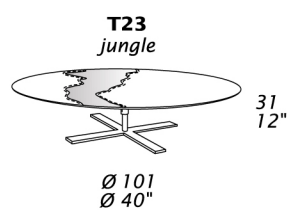
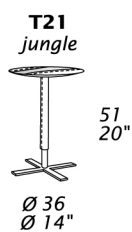
- Painted base.
- Stainless steel top.

NOTE

- Disponibile ripiano in vetro fumè.

NOTES

- Available smoked glass top.



CARATTERISTICHE STANDARD

- Base in metallo cromato rivestita in pelle.
- Ripiano in acciaio e pelle.

STANDARD FEATURES

- Base in chrome covered with leather.
- Stainless steel top and leather.

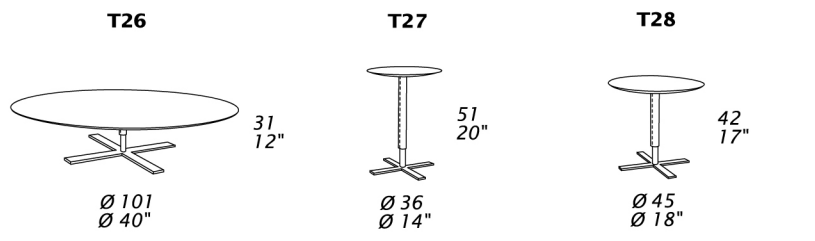
Dimensioni: la prima cifra indica i centimetri, la seconda cifra indica i pollici.
Per finiture vedi listino personalizzazioni.

Dimensions: the first figure shows sizes in centimeters, the second in inches.
Please check customizing price list for finish.



COFFEE TABLES

Scheda tecnica – Technical sheet

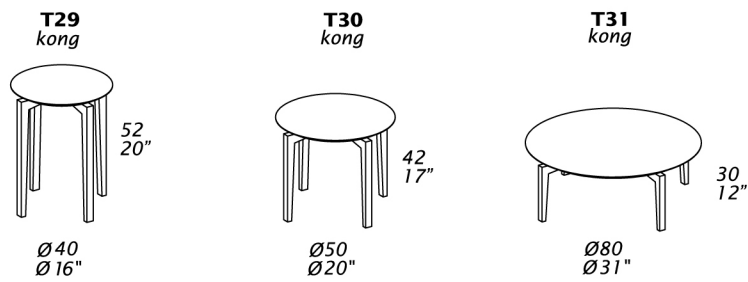


CARATTERISTICHE STANDARD

- Base in metallo cromato rivestita in pelle.
- Ripiano in acciaio.

STANDARD FEATURES

- Base in chrome covered with leather.
- Stainless steel top.



CARATTERISTICHE STANDARD

- Finiture piedi in legno: Noce canaletto e Frassino.
- Ripiano in pelle con filetto in tessuto.

STANDARD FEATURES

- Wood legs finish: Noce canaletto and Frassino.
- Leather top with fabric piping.

FINITURE PIEDI LEGNO - WOOD LEGS FINISH

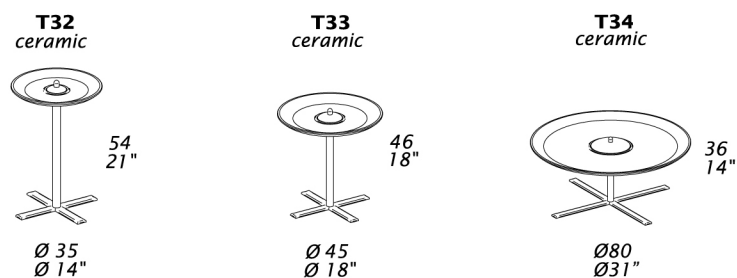


NOTE

- Per altre finiture piedi in legno vedi listino personalizzazioni.

NOTES

- Please check customizing price list for more wood legs finish.



CARATTERISTICHE STANDARD

- Base in metallo cromato.
- Piano in ceramica colorata con dettaglio in pelle.

STANDARD FEATURES

- Base in chrome.
- Colored ceramic top with leather detail.

Dimensioni: la prima cifra indica i centimetri, la seconda cifra indica i pollici.
Per finiture vedi listino personalizzazioni.

Dimensions: the first figure shows sizes in centimeters, the second in inches.
Please check customizing price list for finish.